

NOTES


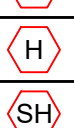




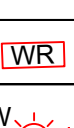









1. THIS DRAWING IS TO BE READ IN CONJUNCTION WITH ALL RELEVANT ARCHITECTURAL & STRUCTURAL DRAWINGS.
2. THIS DRAWING IS TO BE READ IN CONJUNCTION WITH ALL RELEVANT BUILDING SERVICES DRAWINGS & THE RELEVANT SECTIONS OF THE SPECIFICATIONS & SCHEDULES.
3. THIS DRAWING IS NOT TO BE SCALED.
4. ALL WORKS SHALL BE INSTALLED, TESTED AND COMMISSIONED IN ACCORDANCE WITH REQUIREMENTS AND/OR RECOMMENDATIONS OF BS5839
5. FIRE ALARM REFERRED AS L1 CATEGORY
6. ALL FIRE ALARM CABLE SHALL BE SUPPORTED METALLIC FIXINGS.
7. FIRE ALARM TO BE MONITORED VIA EXISTING MAIN FIRE ALARM WITHIN MAIN HALL.

FIRE ALARM CAUSE & EFFECT SCHEDULE

DETECTION IN ZONE	ACTION/EFFECT	OPERATE FIRE ALARM SOUNDERS & XENON BEACONS	AUTOMATIC PLANT SHUT OFF	ACCESS CONTROL ENTERS FREEZE DW
GROUND FLOOR	●	●	●	●
FIRST FLOOR	●	●	●	●
EXTERNAL BUILDINGS	●	●	●	●

● EVACUATE

LEGEND OF FIRE ALARM SYMBOLS

SYMBOL	DESCRIPTION
	FIRE ALARM REPEATER PANEL SURFACE (CONNECTED TO EXISTING MAIN HALL FIRE ALARM NETWORK INSTALLATION) Code Addressable Fire Alarm Panel 2Loop ZP2/1 410mm W x 258mm H x 162mm D
	SMOKE DETECTOR ZP730-2
	HEAT DETECTOR ZP720-3
	COMBINED SMOKE & HEAT DETECTOR
	SMOKE DETECTOR ZP730-2 + ZP755Bv3 WITH SOUNDER BASE AND FLASHING BEACON
	HEAT DETECTOR ZP730-3 + ZP755Bv3 WITH SOUNDER BASE AND FLASHING BEACON
	MANUAL CALL POINT ZP785-3-S WITH HINGED COVER MOUNTED @1100mm TO BOTTOM
	SOUNDER - WALL MOUNTED ZP755W-2P @2100mm
	SOUNDER - WALL MOUNTED ZP755W-2R @2100mm
	SOUNDER AND FLASHING BEACON - WALL MOUNTED @2100mm ZP755Bv3
	INTERFACE UNIT
	IP65 RATED
	WIRELESS RELAY UNIT ZP868
	WIRELESS MANUAL CALL POINT ZP786 WITH SOFT EDGE AND FLASHING BEACON COLOURED TO SUIT CLIENT SPECIFICATION IN COACH HOUSE ONLY
	WIRELESS MANUAL CALL POINT FD2000-EZ WITH HINGED COVER MOUNTED @1100mm TO BOTTOM
	Fire Alarm Spur Connection 3476MR

01	URBEST - Issueded then and for the purpose of providing information to the client and for the purpose of providing as well as to ensure the client is aware of the project		HW	DWS	18.06.2020
02	Based upon SWM Drawing 17045-0-00-000-000 R2 C2 & Site Plan Ground Floor plan received 06/06/2020 This Alarm System is a 2-loop system		FWAN	DWS	09.06.2020
REV	CONTENTS		SHAWN	APPROVED BY	DATE
REVISION NOTES ▲					
CUSTOMER					
GF TOMLINSON					
PROJECT					
DORFOLD HALL CHESHIRE					
DRAWING STATUS					
PROPOSAL					
DRAWING TITLE					
GROUND FLOOR FIRE ALARM					
JOB NO		SHEET NO		REV NO	
34227		E02/1		01	
SCALE (1:60)		1:50		DRAWN BY	
26.6/30				FWM	
		APPROVED BY		DWS	
THIS DOCUMENT IS THE PROPERTY OF AMPINTECH ELECTRONICS. IT IS LOANED TO YOU FOR YOUR PROJECT ONLY. IT IS NOT TO BE USED FOR ANY OTHER PROJECT OR REPRODUCED IN ANY MANNER WITHOUT THE WRITTEN CONSENT OF AMPINTECH ELECTRONICS.					

